

# General Requisition

**CENTRAL BOOKING**  
780-669-2222

Mon-Fri 8-8, Sat 9-4, Sun 12-4  
Toll Free: 1-866-771-9446  
Fax: 780-930-1593

\* no appointment needed for general x-ray or ECG


**FREE PARKING ALL SITES**



## DOWNTOWN

**INSIGHT - OLIVER SQUARE** NEW   
11560 - 104 Avenue T5K 2S5   
Ph: 780-486-8102 | F: 780-638-6241


## WEST

**CALLINGWOOD X-RAY**  
224B, 6655 - 178 Street T5T 4J5



**INSIGHT - MEADOWLARK**   
200 Meadowlark Health Centre  
156 Street - 89 Avenue T5R 5W9  
Ph: 780-489-8430 | F: 780-481-6630  
Includes: CARDIAC LAB SUITE #234,  
MRI & CT SUITE #200,  
PAIN MANAGEMENT SUITE #216

**INSIGHT - WEST END**   
B1, 9509 - 156 Street T5P 4J5   
Ph: 780-483-3422 | F: 780-484-0500

## SOUTH



**INSIGHT - LENDRUM WOMEN'S IMAGING**   
10381 - 51 Avenue T6H 0K4  
Ph: 780-434-9171 | F: 780-436-5211

**CALGARY TRAIL X-RAY**  
10411 - 51 Avenue T6H 0K4

**INSIGHT - HERITAGE SOUTH**   
2049 - 111 Street NW T6J 4V9   
Ph: 780-438-0547 | F: 780-438-9211

**INSIGHT - MILLWOODS**   
Main Street Mall   
6466 - 28 Avenue T6L 6N3  
Ph: 780-486-8103 | F: 780-638-6532

## NORTH


**INSIGHT - CASTLEDOWNS**   
15309 Castle Downs Road T5X 6C3   
Ph: 780-457-4070 | F: 780-456-1250

**INSIGHT - HERMITAGE NORTH**   
12779 - 50 Street T5A 4L8   
Ph: 780-475-1866 | F: 780-478-0858



## EAST

**CAPILANO X-RAY**  
10147 - 50 Street T6A 2C1



## LEDUC

5307 - 50 Avenue T9E 6T2   
Ph: 780-486-8104 | F: 780-638-6533

## SPRUCE GROVE

107, 505 Queen Street T7X 2V2   
Ph: 780-962-0297 | F: 780-962-8084 

## SHERWOOD PARK

136 Athabasca Avenue T8A 4E3   
NE corner of Athabasca and Chippewa   
Ph: 780-464-1515 | F: 780-464-1216

## FORT MCMURRAY

River City Centre   
#404 Lower Level  
8600 Franklin Avenue T9H 4G8  
Ph: 780-791-1992 | F: 780-791-1994

To cancel or rebook your appointment please call Central Booking at 780-669-2222

NAME: \_\_\_\_\_  
ADDRESS: \_\_\_\_\_  
PHONE: \_\_\_\_\_ DATE OF BIRTH: \_\_\_\_\_ M  F   
INSURANCE: \_\_\_\_\_ W.C.B. ( ) OTHER: \_\_\_\_\_

### APPOINTMENT

Date: \_\_\_\_\_  
Time: \_\_\_\_\_  
Location: \_\_\_\_\_

### X-RAY • ALL SITES

X-ray requested:

### ECG

- ECG  
 ECG + CXR

### FLUORO

- E, S + D  
 Small Bowel FT  
 Barium Enema

### PAIN MANAGEMENT

- Injection Site \_\_\_\_\_  
 Repeat Number of Injections  
# \_\_\_\_\_  
Signature \_\_\_\_\_

### ULTRASOUND

#### GENERAL

- Abdomen  
 Pelvis  
 Bladder  
 Hernia  
 Other \_\_\_\_\_

#### OBSTETRICS

- Series (early, nuchal, anatomy)  
 Routine Pregnancy  
 Nuchal Translucency (11-14 Wks)  
 Twins  
 BPP

#### SMALL PARTS

- Breast  
 Neck  
 Thyroid  
 Scrotum  
 MSK-shoulder - L / R  
 MSK-other joint \_\_\_\_\_  
 Lump site \_\_\_\_\_

#### VASCULAR

- Echocardiogram  
 Carotid  
 Peripheral Arterial  
 Peripheral Venous (for DVT)

### NUCLEAR MEDICINE

- Bone Scan - (15 min-return 2-4 hours later for 30-60 min)  
 Cardiac Resting Gated Blood Pool Study (90 min)  
 Gallium Scan (2 separate days)  
 HIDA (Hepatobiliary) + GBEF (2-4 hours)  
 MIBI - Myocardial Perfusion Scan (Meadowlark, Millwoods, Ft. Mac)  
 Liver RBC Scan for hemangioma (40 min-return in 2 hrs for 1 hour)
- Lung Scan (90 min)  
 Thyroid Scan (45 min)  
 Parathyroid Scan (30 min-return in 2 hrs for 30 min)  
 Renal Study:  Standard (1 hour)  
 Hypertension  Obstruction  
 Other \_\_\_\_\_

### MAMMOGRAPHY

- Screening - no signs or symptoms  
 Diagnostic - please specify concern
- Needle Localization  
 Core Biopsy



### DENSITOMETRY

- Bone Densitometry  
 Lumbar Spine  
X-Rays for correlation  
 Body Composition

### CARDIAC DIAGNOSTICS • MEADOWLARK (all) • MILLWOODS (MIBI, EST) • FORT MCMURRAY (MIBI only)

- MIBI - Myocardial Perfusion Scan  
 Exercise Stress Test  
 Holter Recording  
 Ambulatory Blood Pressure Monitoring (not covered by AHC)

### MRI & CT • MEADOWLARK (MRI and CT not covered by Alberta Health)

- CT anatomic area to be studied \_\_\_\_\_  
 MRI anatomic area to be studied \_\_\_\_\_  
 Breast MRI
- Virtual Colonoscopy (CT Colonography)  
 Coronary CT Angiography  
 Coronary CT Calcium Score  
 Lung CT screen (smoker, second-hand smoke)

RELEVANT HISTORY, PHYSICAL FINDINGS, AND PROVISIONAL DIAGNOSIS

- STAT FAX REPORT (until 4 pm, M-F)  
 SEND IMAGES WITH PATIENT  
 COPY OF REPORT TO \_\_\_\_\_

SIGNATURE \_\_\_\_\_ PHONE: \_\_\_\_\_  
REFERRING DR. \_\_\_\_\_ FAX: \_\_\_\_\_  
PREGNANT?  NO  YES \_\_\_\_\_

TECH \_\_\_\_\_  
TIME \_\_\_\_\_  
IMAGES \_\_\_\_\_

 ECG Available

 Extended hours of operation for x-ray & ECG only.

## FREE PARKING ALL SITES

### EXAMINATION INSTRUCTIONS

The following examinations are by appointment only. When making appointment, please notify if patient is diabetic.

#### \*\* ALL EXAMINATIONS \*\*

Remember to bring the Imaging Requisition plus your Alberta Health Card and photo ID. If you are unable to keep your appointment, please phone 780-669-2222 to reschedule it. (There is no facility to look after small children.)

### STOMACH AND DUODENUM (S&D), ESOPHAGUS (E), UPPER GI (UGI), or SMALL BOWEL (SB FT)

**Morning Appointment - Do not eat or drink anything** after midnight the night before the examination.

Small Bowel exams may take up to three hours to complete.

### COLON EXAMINATION (Barium enema)

**Two days before the examination:** unrestricted amounts of clear liquids only (e.g. water, clear juice, Gatorade, Powerade, consomme, tea, coffee or jello); **No Solid Foods**

**Day before the examination:** unrestricted amounts of clear liquids only (e.g. water, clear juice, Gatorade, Powerade, consomme, tea, coffee or jello); **No Solid Foods**

- at 5:00 p.m. drink one (300 ml) bottle of Magnesium Citrate laxative.
- at 7:00 p.m. take 3 Dulcolax tablets (5 mg). Do not crush or chew tablets. Continue with a liquid diet for the rest of the day.

**Day of colon examination:** You may have one glass of water or clear juice. Eat nothing until the examination is completed.

- \* **DIABETIC PATIENTS should consult their physician regarding possible stoppage or reduction of insulin while fasting on "clear liquids only" diet.**
- \* **Please continue to take your regular medications.**

### DIAGNOSTIC ULTRASOUND EXAMINATIONS

#### 1. **ABDOMINAL**

For morning appointment: nothing to eat or drink after midnight or the morning of the examination.

For afternoon appointments: a light breakfast of toast, coffee or tea (no dairy products) 6 hours prior to the examination.

#### 2. **ABDOMEN & PELVIC**

Nothing to eat for 6 hours prior to the examination, but 1 1/2 hours prior to the examination drink **FOUR** 250 ml glasses of **water** and refrain from urinating. Finish **all** glasses of water 1 hour before time of examination.

#### 3. **OBSTETRICAL OR PELVIC / KIDNEYS (RENAL) & BLADDER – IMPORTANT: THE BLADDER MUST BE FULL.**

1 1/2 hours prior to the examination drink **FOUR** 250 ml glasses of **water** and refrain from urinating. Finish **all** glasses of water 1 hour before time of examination.

### NUCLEAR MEDICINE EXAMINATIONS

<b>HIDA (Hepatobiliary) Scan:</b> .....	Nothing to eat or drink after midnight the night before the exam. Stop narcotic pain medication 6 hours prior to scan.
<b>Liver RBC Scan:</b> .....	No Barium intestinal tests for one week prior to scan.
<b>Thyroid Scan:</b> .....	Do not take thyroid medication 4 weeks before the exam. Need results of thyroid blood test at time of scan.
<b>Myocardial Perfusion Scan:</b> .....	Nothing to eat or drink for 4 hours before the exam (2 hours if diabetic). No caffeine for 24 hours prior to exam. Wear comfortable clothing. No scents at Meadowlark.
<b>Renal Scan / Renogram:</b> .....	Drink 3 cups of water in half hour prior to examination.
<b>Other Scans:</b> .....	Need no preparation unless informed at time of booking.

*\* If you are breast feeding, please talk to the technologist prior to the injection.*

### MAMMOGRAPHY

**Do not use deodorant, antiperspirant or talcum before the examination.** Stay on a caffeine free diet to minimize discomfort of compression required for optimal examination. Premenstrual breast tenderness - you may delay booking until tenderness has subsided. Wear a two-piece outfit. At time of booking advise where previous mammogram was done and if possible allow appropriate time for films to arrive before appointment date.

### MRI

Please notify your doctor if you have any of the following: pacemaker, aneurysm clips, welding history, eye injury with metal. Abdomen or Pelvis: Nothing to eat or drink 4 hours before your exam. No preparation for other MRI examinations.

### CT

Abdomen or Pelvis: Nothing to eat or drink 4 hours before your exam. No preparation for other CT examinations.